



Telefonia - Elettronica - Telecomunicazioni

via G. Oberdan, 64 – 70042 Mola di Bari (BA) - Italy

Tel: 080-2145146 / Fax: 080-2142677

Email: marotecsas@gmail.com - info@marotec.it / Web: www.marotec.it

3G - LTE 14dBi Antenna (N- Female) 1.71 - 2.17 GHz MRT-1700-14


APPLICATIONS AND FEATURES

Applications:

- 1.71GHz-2.17GHz 14dBi ISM Band
- DCS1800 GSM1800 1.8GHz 2G
- PCS1900 GSM1900 1.9GHz
- PCS2000 GSM2000 3G 3.5G 4G - LTE 1800Mhz
- Wi-Fi, CDMA, RFID, GSM
- Directional and multipoint applications
- Public Wireless Hotspot
- Wireless Video Systems

Features :

- Superior Performance
- The Weight is light
- Good appearance designs
- Optional Mounting Kits available
- Installed for vertical or horizontal polarization
- Heavy Duty mounting
- RoHS Compliant



SPECIFICATIONS:

Electrical Specifications

Frequency Range	1710~2170 MHz
V.S.W.R	$\leq 1.5:1$
Return Loss	$\geq -14\text{db}$
Antenna Type	PCB patch
Gain	14dBi
Polarization	Vertical or Horizontal
Maximum Power	50W
Vertical Beam-with	20°
Horizontal Beam-with	20°
Impedance	50Ω
Connector	N-Female

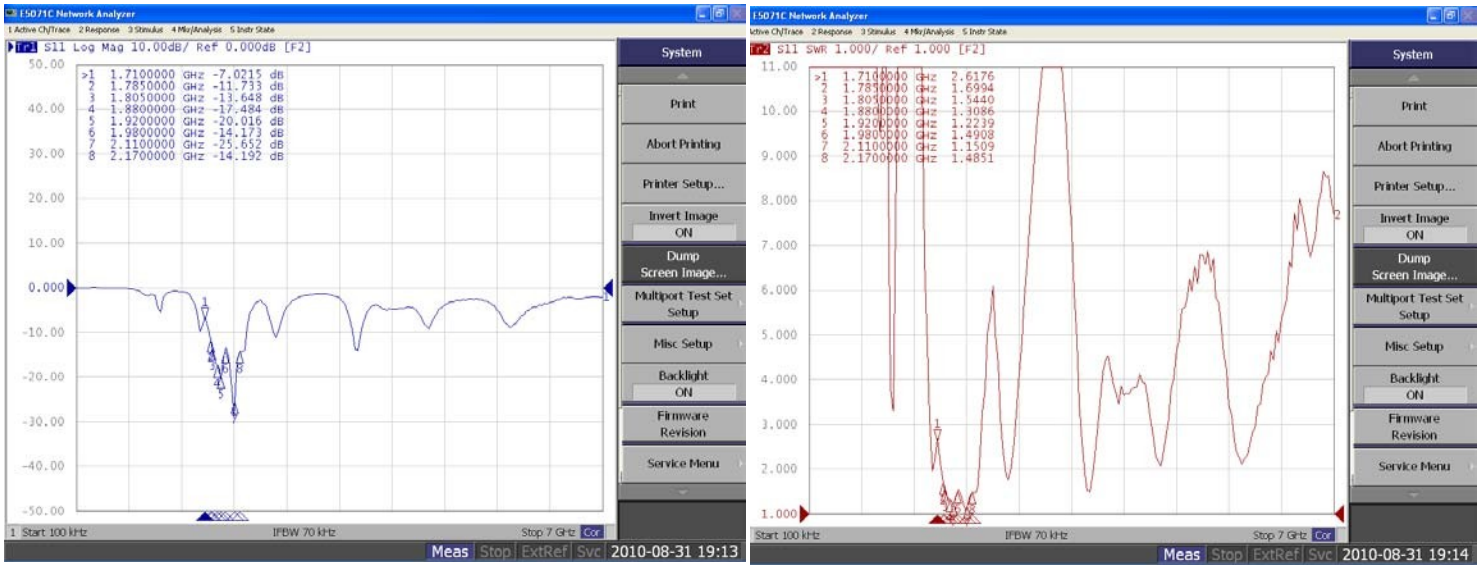
Mechanical Specifications

Size:	L239x W239XH35mm
Weight	774.5g
Wind Survival	> 150 MPH
Radome Material	ABS + UV resistance
Operating Temperature	-40°C to +80°C
Clamps	Multiple options
Mounting	Multiple options
RoHS Compliant	Yes

TESTING REPORT

Return Loss

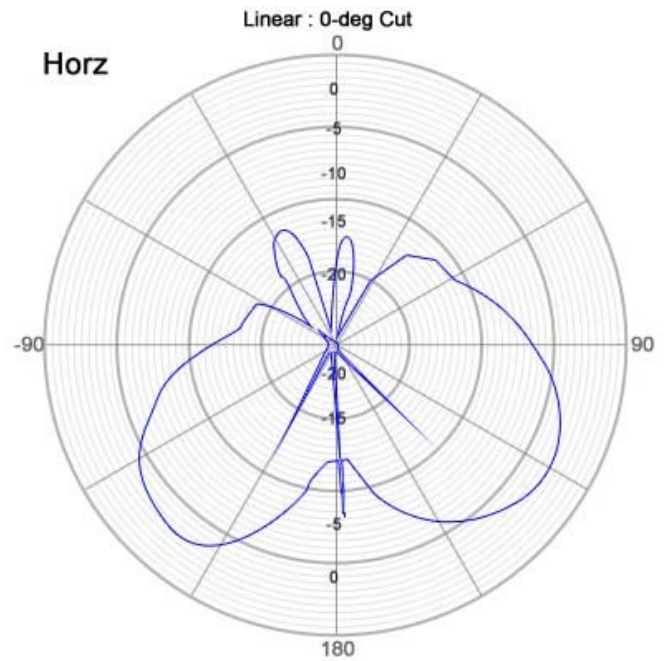
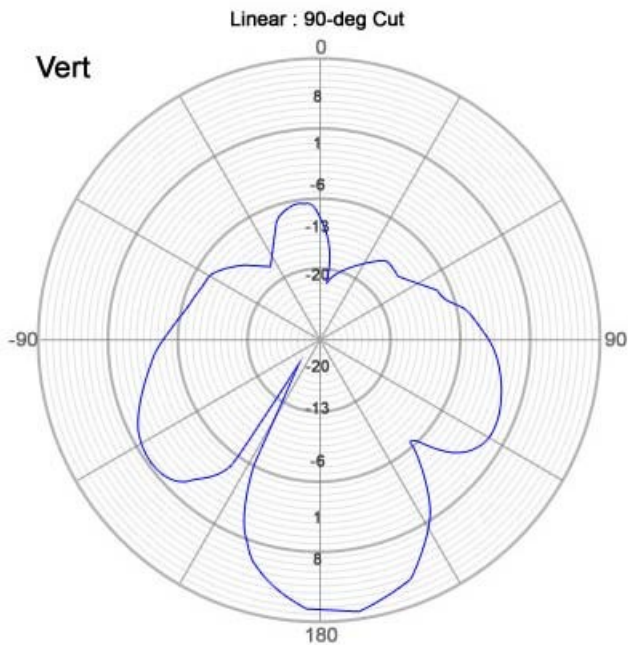
V.S.W.R



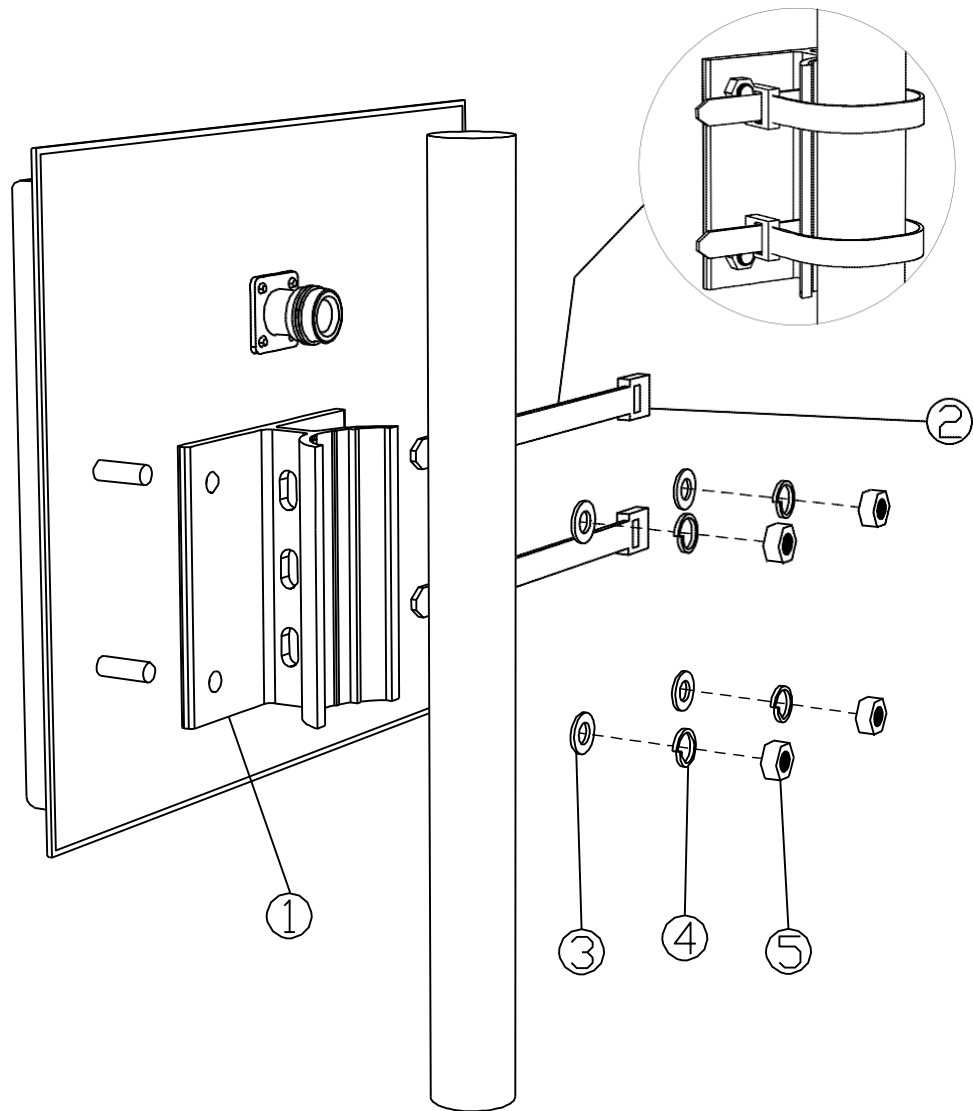
Antenna Vertical & Horizontal Pattern

Vertical




Horizontal





1.71~2.17GHz PANEL Antenna II



ACCESSORIES

- ①  * 1 PC
- ③  * 4 PC
- ⑤  * 4 PC

- ②  * 2 PC
- ④  * 4 PC